



Bulkhead Flat Cars

For more than 100 years FreightCar America and its predecessors have consistently offered durable, high quality flat car designs tailored to market demands and the needs of our customers. Our Bulkhead flat cars include 62' and 52' bulkhead flat car designs with side stanchions for carrying logs, pipe or other applicable bulk products in accordance with our customers' requirements.

The 62-foot design features a nailable steel deck between wood faced bulkheads with stake pockets. The 52-foot car with stanchions has a steel deck and steel faced bulkheads.



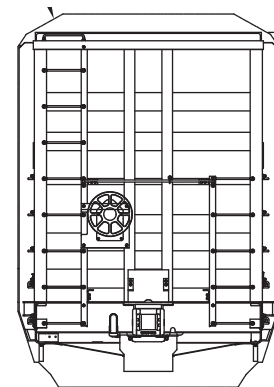
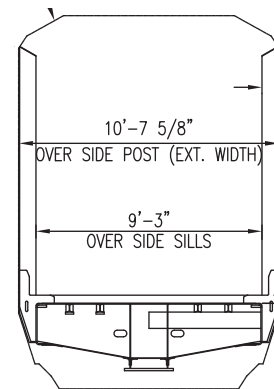
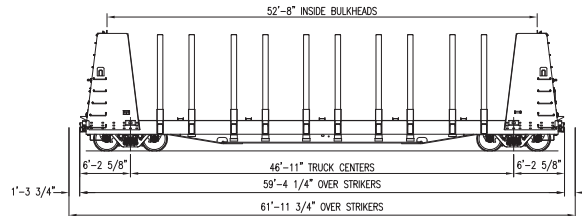
For more information contact us at:
800-458-2235
www.freightcaramerica.com



100 Ton 52' Bulkhead Flatcar With Stanchions

General Dimensions (Approximate)

Length between bulkheads.....	52' 8"
Truck centers	46' 11"
Length over strikers.....	59' 4-1/4"
Length over pulling face of couplers.....	61' 11-3/4"
Width over side sills	9' 3"
Width over side posts (extreme).....	10' 7-5/8"
Width of bulkhead	10' 7"
Height, rail to top of steel deck	3' 8-3/4"
Height, rail to top of bulkheads (extreme).....	14' 9"
Height, top of floor riser to top of bulkhead.....	10' 8-1/4"
Lightweight (estimated)	86,000 lbs.
Gross rail load	286,000 lbs.
Load limit.....	41 Cords



100 Ton 62' Bulkhead Flatcar

General Dimensions (Approximate)

Length between bulkheads.....	62' 0"
Truck centers	48' 0-1/2"
Length over strikers.....	68' 8"
Length over pulling face of couplers.....	73' 2"
Width over side sills	9' 6"
Width over side extension angles (extreme)	10' 6"
Height, rail to top of nailable steel floor	3' 8-3/8"
Height, rail to top of bulkheads.....	15' 4-3/8"
Height, top of floor to top of bulkhead.....	11' 8"
Lightweight (estimated)	85,000 lbs.
Gross rail load	286,000 lbs.
Load limit.....	201,000 lbs.

For more information contact us at:

Two North Riverside Plaza, Suite 1300

Chicago, IL 60606

800-458-2235

www.freightcaramerica.com



**FREIGHTCAR
AMERICA™**